

Work Package 7

Deliverable 7.7

An aerial photograph of a city, likely Riga, Latvia, showing a large green park in the foreground and modern buildings in the background. A large teal rectangle is overlaid on the right side of the image, containing the text "Report on final conference".

Report on final conference

Deliverable Lead and Editor	Energy Cities
Contributing partners	Carbon Market Watch
Type	Report
Status	Final

July 2024

Public

Disclaimer

The content of this deliverable reflects only the author's view. The sole responsibility for the content of this report lies with the authors. It does not reflect the opinion of the European Union. The European Commission is not responsible for any use that may be made of the information contained therein.

Copyright notice

©2021 EUCityCalc Consortium Partners. All rights reserved. The EUCityCalc is a European Union's Horizon 2020 research and innovation programme Project supported by the European Commission under Grant Agreement No. 101022965. You are permitted to copy and distribute verbatim copies of this document, containing this copyright notice, but modifying this document is not allowed. All contents are reserved by default and may not be disclosed to third parties without the written consent of EUCityCalc partners, except as mandated by the European Commission contract, for reviewing and dissemination purposes. All trademarks and other rights on third party products mentioned in this document are acknowledged and owned by the respective holders. The information contained in this document represents the views of EUCityCalc members as of the date they are published. EUCityCalc consortium does not guarantee that any information contained herein is error-free, or up-to-date, nor makes warranties, express, implied, or statutory, by publishing this document.

Table of Content

BACKGROUND	4
EVENT PROMOTION	4
EUCITYCALC'S FINAL CONFERENCE	5
The event	5
Participants	6
ANNEX	7

Background

After three exciting years, the EUCityCalc project will end in August. To celebrate the great results and share the lessons learned, we held the EUCityCalc Final Conference at Palau de l'Exposició in Valencia, Spain, on 25 June 2024.

The consortium chose to have the conference in June to take advantage of two important events taking place in Valencia in the same week: the Cities Mission Conference 2024¹ and the Energy Cities Annual Conference². This allowed us to maximise the impact by attracting public authorities already in town to attend the other events. Moreover, this strategic choice also gave us the chance the day after, to hold the session Empowering local authorities in national and EU climate policymaking³ to present the project's recommendations to Energy Cities' members.

This report aims to inform the European Commission about how the Final Conference went and the promotional activity carried out.

Event Promotion

We started planning the event and the related communication activities two months in advance. The promotion officially began in mid-April with the publication of a detailed blog article⁴ and an event post⁵ on the website. The article was included in a first newsletter⁶, followed by two more releases⁷. The event was also promoted on Energy Cities' social media channels (four posts) and in six newsletters.

Consortium's partners supported the communication activities by inviting their network via newsletters, and publishing articles on their websites.

Furthermore, the Final Conference was promoted by the Covenant of Mayors Europe and the NetZeroCities project.

¹ <https://netzerocities.eu/cities-mission-conference-2024/>

² <https://energy-cities.eu/grafting-cities-2024-revealing-and-empowering-cities-and-citizens/>

³ <https://europeancitycalculator.eu/2024/05/02/empowering-local-authorities-in-national-and-eu-climate-policymaking/>

⁴ <https://europeancitycalculator.eu/2024/04/16/eucitycalc-final-conference/>

⁵ <https://europeancitycalculator.eu/2024/04/16/eucitycalc-final-conference-in-valencia/>

⁶ <https://7rtif.r.bh.d.sendibt3.com/mk/mr/sh/1t6AVsg9Ynm8rZ1naKUJ4Uj97v1fLI/8jizlUYDIF2>

⁷ https://7rtif.r.sp1-brevo.net/mk/mr/sh/1t6AVsd2XFnlGLo4RVemT2zxeDz8j6/2Slw_yrUWBC and

<https://sh1.sendinblue.com/3i6f8xhldxpfe.html?t=1718200546>

EU City Calc's Final Conference

The event was structured to ensure that participants could both learn and exchange experiences.

We informed them about the project's mission and outcomes, and we provided opportunities for networking and interaction with the consortium's partners. Indeed, we truly believe that cities can learn from each other's successes and mistakes.

Participants also appreciated the opportunity to see how the European City Calculator works and to ask specific questions to the technical partners CLIMACT and PIK.

The event

The agenda included:

- ◆ 14.30 - 14.45 - Welcome coffee
- ◆ 14.45 - 15.00 - Introduction to the project - *Bénédicte Weber (Project Manager, Energy Cities)*
- ◆ 15.00 - 15.45 - Learn from our pilot cities - *Christiane Maurer (Project Manager, Energy Cities), Hadrien Rouchette (Engineer, Dijon Métropole), Orlando Paraíba (Technical Director, ENA – Agência de Energia e Ambiente da Arrábida), Ilija Beljan (Energy Advisor, REAN - Regional Energy Agency North)*
- ◆ 15.45 - 16.15 - How the webtool works - *Vincent Matton (Head of products and technology, CLIMACT)*
- ◆ 16.15 - 16.30 - Coffee break
- ◆ 16.30 - 16.45 - Learning programme - *Ermete Mariani (Project Manager, Energy Cities)*
- ◆ 17.00 - 17.45 - Roundtables: "one-to-one" exchange with cities and developers
- ◆ 17.45 - 18.00 - Conclusions - *Bénédicte Weber (Project Manager, Energy Cities)*
- ◆ 18.00 - 19.00 - Networking reception

In particular, *Learn from our pilot cities* was a panel discussion during which the French, Croatian, and Portuguese partners shared the climate and energy challenges they need to tackle, explained how the European City Calculator is supporting them, and described how they conducted the co-creation process. In conclusion, they detailed the factors necessary for success.

In *How the webtool works*, the developer of the webtool, CLIMACT, gave a presentation on how to use the webtool and answered technical questions from the audience.

A few minutes were also dedicated to the outcomes of the learning programme, while the roundtables represented a key moment for attendees to exchange ideas and understand if the Calculator could help them overcome issues affecting their cities.

Participants

In addition to the project's partners, 17 people joined the conference (10 local authorities and 7 relevant stakeholders; the full list is attached as an Annex) out of the 34 who registered.

Eastern European cities were particularly interested in EU City Calc. They asked several questions to understand if they could use the webtool to simulate low-carbon scenarios.

Other questions were about the features a city should have to gather the correct data and in which languages the Calculator was available. Participants also asked pilot cities about the co-creation processes and how they collected the relevant data.

Following this feedback, we are evaluating the possibility of allowing non-EU cities to upload their data in the next update of the Calculator, considering the enlargement ambitions of the Commission.

The breaks and the networking reception represented informal moments for participants to get to know each other and share experiences.

Even though we were expecting more participants, we are overall satisfied with the event. Those who joined were really interested in learning more about the Calculator and asked to be informed about the upcoming steps. Indeed, the European City Calculator will be further developed within the new Life-funded project SPARKLE, which will kick off in September 2024.



The EU City Calc Final Conference



Coffee break and networking reception

ANNEX








LIST OF PARTICIPANTS Final conference in Valencia, Spain Tuesday 25th June 2024

	Organisation	Last name	First name	Signature	agree that my picture/film or audio footage/testimonial can be used for any EUCityCalc non-commercial communication material
1	Dublin City University	Ahad	Inam Ul		
2	ADENE	Albuquerque	Maria		
3	Energy Cities	Aronica	Simona		
4	REAN	Beljan	Ilija		
5	REA	Berjoza	Elvis		
6	Amiestas	Bubulyte	Lina		
7	City of Chişinău	Ceban	Ilie		



LIST OF PARTICIPANTS Final conference in Valencia, Spain Tuesday 25th June 2024

	Organisation	Last name	First name	Signature	agree that my picture/film or audio footage/testimonial can be used for any EUCityCalc non-commercial communication material
8	Bankwatch	Chelariu	Bogdan		
9	ADENE	Cordeiro	Sofia		
10	CMW	Crook	Jonathan		
11	ENA	Daniel	Cristina		
12	ANCI Toscana	Del Turco	Giulia		
13	Austrian Institute of Technology	Etminan	Ghazal		
14	Energy Cities CMT- East	Frering	Christophe		Yes












LIST OF PARTICIPANTS
Final conference in Valencia, Spain
 Tuesday 25th June 2024

	Organisation	Last name	First name	Signature	agree that my picture/film or audio footage/testimonial can be used for any EUCityCalc non-commercial communication material
22	Municipality of Ialoveni	Mancas	Tudor		
23	Municipality of Mantova	Marchioro	Roberta		
24	Energy Cities	Mariani	Ermete		
25	Climact	Matton	Vincent		Yes
26	Energy Cities	Maurer	Christiane		
27	SEMMO	McLaughlin Vanova	Tereza		
28	Municipality of Torino	Miceli	Davide		



LIST OF PARTICIPANTS
Final conference in Valencia, Spain
 Tuesday 25th June 2024

	Organisation	Last name	First name	Signature	agree that my picture/film or audio footage/testimonial can be used for any EUCityCalc non-commercial communication material
15	Climate Media Factory	Gralke	Tobias		
16	Municipality of Rivne	Hanushchak	Artem		
17	Covenant of Mayors East	Horodyska	Iryna		
18	Dublin City University	Inam	Danish		
19	SEMMO	Klusak	Jaroslav		
20	Municipality of Rustavi	Latsabidze	Nino		
21	Universidade do Minho	Loureiro	Isabel		



LIST OF PARTICIPANTS
Final conference in Valencia, Spain
 Tuesday 25th June 2024

	Organisation	Last name	First name	Signature	agree that my picture/film or audio footage/testimonial can be used for any EUCityCalc non-commercial communication material
36	REAN	Perko	Zvonimir		
37	ENEF cities	Prystupa	Mariana		Yes
38	REA	Reča	Măra		Yes
39	District of Friedrichshain-Kreuzberg	Reitemeyer	Fabian		Yes
40	Laboratório da Paisagem	Ribeiro	Carlos		
41	ENA	Rodrigues	João		João Rodrigues
42	ENA	Rodríguez	Isabel		IA



LIST OF PARTICIPANTS
Final conference in Valencia, Spain
 Tuesday 25th June 2024

	Organisation	Last name	First name	Signature	agree that my picture/film or audio footage/testimonial can be used for any EUCityCalc non-commercial communication material
29	Maieutics	Montán	Amparo		
30	Ecometrics	Monteleone	Beatrice		Beatrice Monteleone
31	Municipality of Khirdalan	Musayev	Orkhan		
32	Municipality of Sheki	Musayeva	Sayyara		
33	Municipality of Kalush	Naida	Andrii		
34	ENA	Paraíba	Orlando		
35	Municipality of Mantova	Parisi	Elisa		Yes





LIST OF PARTICIPANTS
Final conference in Valencia, Spain
 Tuesday 25th June 2024

	Organisation	Last name	First name	Signature	agree that my picture/film or audio footage/testimonial can be used for any EU CityCalc non-commercial communication material
43	PIK	Rodríguez-Chávez	Héctor		
44	Dijon Métropole	Rouchette	Hadrien		
45	Municipality of Gyumri	Sanoyan	Lusine		
46	Municipality of Pustomyty	Serniak	Oleh		
47	Municipality of Svalyava <i>Оршаньа</i>	Skrypynets <i>Ruznik</i>	Myroslava <i>Myroslava</i>		
48	Municipality of Stráženi	Smolenschi	Cristina		
49	Dublin City University	Syed	Ali Akbar Shah		



EMAIL:
simona.aronica@energy-cities.eu

WEBSITE: <https://europeancitycalculator.eu/>